
BRISTAN

Installation Instructions and User Guide

Traditional Fixed Heads

Models Covered:

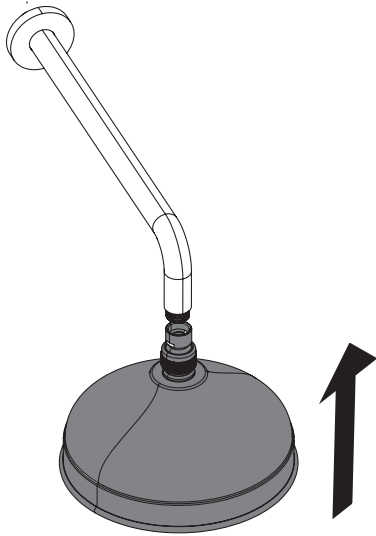
FH TDRD01 C, FH TDRD01 G,
FH TDRD02 C, FH TDRD02 G,
FH TDRD03 C

**Please keep this booklet for future
reference.**

**Installer, when you have read these
instructions please ensure you leave
them with the user.**

Installation


1



If replacing a shower rose, simply unscrew the current one and fit the new rose.

This product is designed to be fitted to shower arms with a male ½" BSP thread.

2

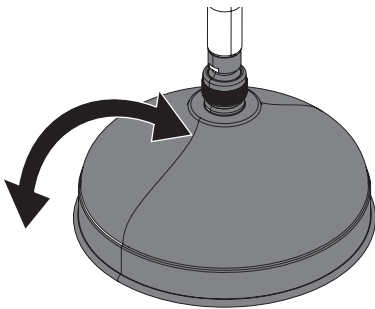


Screw clockwise to tighten, ensuring the washer is in place. Tighten by hand ONLY.

Check joint and connections for any leaks, if this occurs check the condition of the washer.


Replace if necessary or reseal correctly then re-tighten.

Operation



The shower rose comes with a swivel joint, so the rose can be positioned as desired.

Spare Parts



To replace any spare parts for your tap, why not scan the QR Code or visit **www.bristan.com** and search for your product.

General Cleaning

Bristan products are made from premium materials, with hand polished, PVD, EPD or electroplated finishes.


Your product should be regularly cleaned with warm water, a mild pH-neutral liquid soap, and polished with a soft cloth. Any residues from soap, toothpaste, shampoos and shower gels can cause blemishes if not rinsed off straight after use.

Household bleaches and cleaners contain harsh chemicals and may damage the surface finish. Avoid using abrasive cloths, scouring pads, scrub sponges, steel wool or anything similar.

Love Your Chrome

Bristan offers an effective chrome-friendly cleaning kit for use with your taps and showers.

Scan the QR Code or search for 'CLEAN KIT01' on www.bristan.com.



Notes

Issue: D4

Part Number: FH TDRD

BRISTAN

Bristan Group Ltd.

UK: Bristan Group, B78 1SG.

EU: Masco Europe S.à.r.l.

14 Rue Strachen

6933 Mensdorf

Luxembourg

Customer Service: +44330 026 6273

Web: www.bristan.com

Email: enquire@bristan.com

A Masco Company

At Bristan, we want to make things as easy as possible for our customers. That's why we offer solid guarantees on all our products, effective from the date of purchase, to give you peace of mind.

To start your free guarantee simply scan the QR code and register your product.
Alternatively visit www.bristan.com/register.

For any other queries, please call our Customer Service on **0330 026 6273** where our expert team of advisors will be able to offer you any help and advice.

For full guarantee terms and conditions visit www.bristan.com/service-centre/guarantees.

