

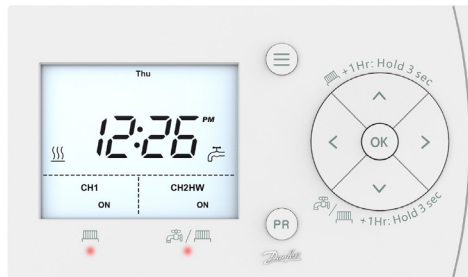
Data Sheet

FP720 - V2 Two channel programmer

TS710 - V2 Single channel timer

Heating Timers

Application



FP720 - V2



TS710 - V2

The FP720 & TS710 provide flexible time settings to suit your lifestyle whilst ensuring the heating is only called for during the normal home routine. The timers are used to switch your gas boiler either directly or via motorised zone valves and when used together with room thermostats can provide full heating and comfort control.

Both FP720 and TS710 include a large, easy to read backlit display with straightforward intuitive layout. Current day, time and on/off period is shown in the large top section along with icons showing status of the output channels.

Easy channel override by pressing and holding the relevant labelled button for 3 seconds. At the bottom of the display the channel setting is shown where the user can select for Auto, +1hr Boost or Constant On or Off control. This is shown for the single channel on TS710 or both channels on FP720.

FP720 can be setup to control heating and domestic hot water channels with separate schedules or 2 heating zones. Again, the display differentiates between these setups and indicates the channel type on the display

Functions

TS710 - V2 Time Switch
Single channel switching with volt free relay.

FP720 - V2 Full Programmer
2 channel switching with 230Vac outputs.

Features:

- 7 Day, 5/2 Day & 24Hr schedules
- 1, 2 or 3 heating periods (2, 4 or 6 events)
- Auto, Boost, On or Off modes
- Holiday override
- Boiler service interval timer (400days)
- Industry standard back plate

Additional Features FP720 - V2:

- Separate user channel overrides
- Heating/DHW or 2 Heating channel setup
- Heating and Hotwater icons

Ordering

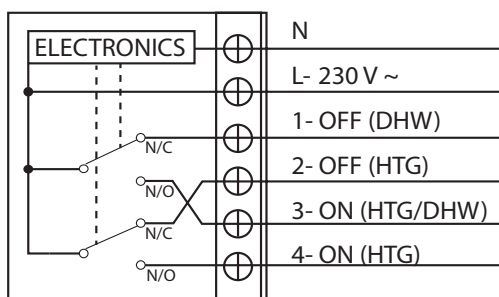
Product	Type	Supply voltage	Output	Code no.
FP720 - V2	Programmer	230 Vac	2 x 230 Vac	087N7885
TS710 - V2	Timer	230 Vac	V/F Relay	087N7884

Technical specifications

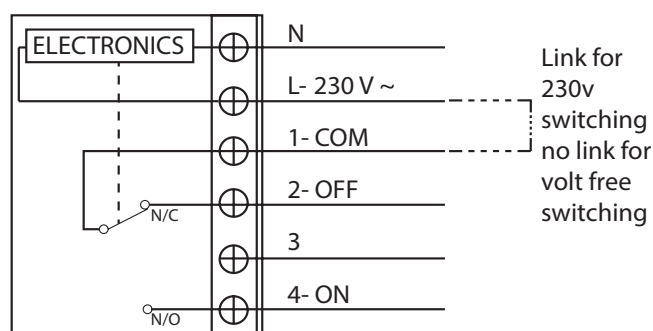
Feature	FP720 - V2	TS710 - V2
Type	LCD backlit display with push buttons	
Schedule options	7 Day / 5-2 Day / 24Hr 1, 2 or 3 heating periods	
Battery back-up	Yes	
LCD Backlight	Yes	
Output	2 x 230 Vac	Volt Free
Switch rating	3A (1) at 230 Vac	
Switch type	2x SPDT Type 1B internally linked	1x SPDT Type 1B
Power Supply	230Vac +/- 10% 50/60 Hz	
IP rating	IP30 (installed)	
Industry standard back plate	Yes	
Control pollution situation	Degree 2	
Rated impulse voltage	4 kV	
Software classification	A	
Storage conditions	Relative Humidity 5 - 95% Ambient (storage and shipping) -10 to 60°C	

Wiring connections

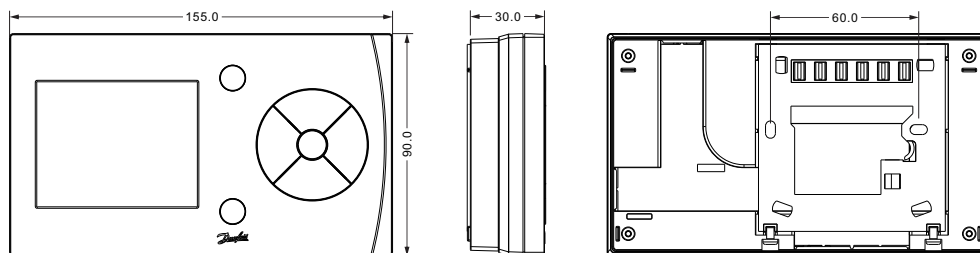
FP720 - V2



TS710 - V2



Dimensions



Danfoss Limited 
Climate Solutions • danfoss.uk • 0330 808 6888 • customerservice.uk@danfoss.com
Danfoss Ltd. Oxford Road, UB9 4LH Denham, UK

Any information, including, but not limited to information on selection of product, its application or use, product design, weight, dimensions, capacity or any other technical data in product manuals, catalogues descriptions, advertisements, etc. and whether made available in writing, orally, electronically, online or via download, shall be considered informative, and is only binding if and to the extent, explicit reference is made in a quotation or order confirmation. Danfoss cannot accept any responsibility for possible errors in catalogues, brochures, videos and other material. Danfoss reserves the right to alter its products without notice. This also applies to products ordered but not delivered provided that such alterations can be made without changes to form, fit or function of the product.
All trademarks in this material are property of Danfoss A/S or Danfoss group companies. Danfoss and the Danfoss logo are trademarks of Danfoss A/S. All rights reserved.