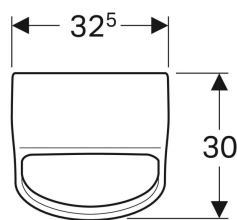
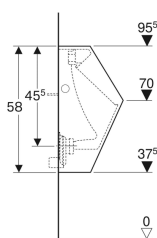
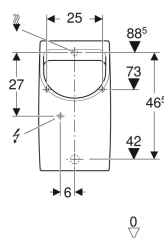


Geberit Smyle urinal, inlet from the rear, outlet to the rear



Example image



Application purposes

- For operating with automatic, water-saving flush
- For operation with manual or automatic flush actuation
- For concealed urinal flush controls
- For concealed urinal flush controls, hidden
- For exposed urinal flush controls, hidden

- With flush rim
- Hidden trap
- Hidden fastening
- Fulfils requirements in accordance with EN 13407

Characteristics

- Wall-hung

Technical data

Flush volume small, adjustment range	1 l
Product material	Vitreous china

Scope of delivery

- Urinal ceramic
- Fastening material for urinal

Art. no.	Colour / surface	B	H	T	Inlet	Outlet	Aim
500.254.01.1	white	32.5 cm	58 cm	30 cm	rear	to the rear	no

Accessories

- Geberit flush bend extension for urinal, with sleeve
- Geberit inlet connection piece for urinals
- Geberit urinal trap, horizontal outlet
- Geberit urinal trap d40, horizontal outlet



- Urinal trap not included in scope of delivery
- Electrical connection required for urinal flush controls with mains operation