



SKATE COSMO FLUSH PLATE CHANGING ORIENTATION




The Skate Cosmopolitan (38732000) is delivered as a portrait orientated flush plate, however you can change the orientation to landscape should you wish.

SKATE COSMO FLUSH PLATE CHANGING ORIENTATION




To do this turn the flush plate over and you will see two black legs , these you will use to remove the large flush button

SKATE COSMO FLUSH PLATE CHANGING ORIENTATION




Depending on how you are hold the plate , either pull or push the black legs to partially release the large button (see above pic)

SKATE COSMO FLUSH PLATE CHANGING ORIENTATION



Now remove the large flush button

SKATE COSMO FLUSH PLATE CHANGING ORIENTATION



Rotate the complete flush plate to a landscape orientation, refit the large button . Push all four corners of the button (you should hear a click) to fix the button in to place.

SKATE COSMO FLUSH PLATE CHANGING ORIENTATION



Once the large button has been fitted the GROHE logo should be located at the bottom of the button



Pure Freude an Wasser