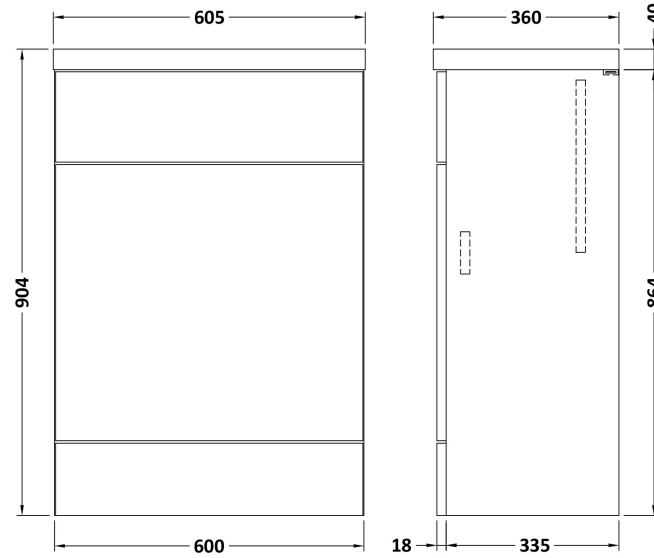


**Sales Code:** CBI3020

**Description:** 600mm Fd Wc Unit & Polymarble Top

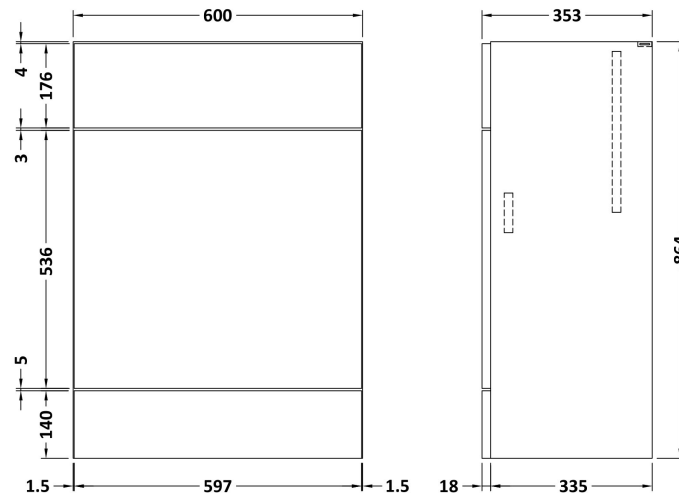


**Packaging Details**

Barcode: 5056678453537

Sales Code: OFF3048

Description: 600 W.C. Unit Full Depth



### Product Dimensions

Height (mm):	864
Width (mm):	600
Depth (mm):	355
Nett Weight (kg):	15.5

### Packaging Dimensions

Height (mm):	375
Width (mm):	625
Depth (mm):	900
Gross Weight (kg):	16

### Packaging Data

Box Colour:	Brown Cardboard Box
Box Qty:	1
Label Size:	100 x 50
Label Colour:	White Label
Label Qty:	2

### Outer Box Dimensions (If Applicable)



Height (mm):	
Width (mm):	
Depth (mm):	
Gross Weight (kg):	
Barcode:	5056678437025

### Product Details

Country of Origin:	United Kingdom
Fitting Instruction:	No
CE & UKCA:	N/A
FSC Certified Materials:	Yes
Colour:	Bleached Cuneo Oak
Construction Method:	Cam & Wood Dowel
Construction Type:	Rigid
Cabinet Finish:	MFC Textured Woodgrain
Fascia Finish:	MFC Textured Woodgrain
Cabinet Thickness (mm):	18
Fascia Thickness (mm):	18
Drawer Included:	No
Drawer Type:	Not Applicable
No of Shelves:	0
Hinge Type:	Not Applicable
Hinge Included:	No
Adjustable Legs:	No
Fixings Included:	Yes
Handle Style:	Not Applicable
Waste Shroud:	No
Handle Included:	No
Handle Type:	Not Applicable

Sales Code: PMB453

Description: 600 Wc Unit Top 600X355



**Product Dimensions**

Height (mm):	40
Width (mm):	603
Depth (mm):	355
Nett Weight (kg):	8

**Packaging Dimensions**

Height (mm):	90
Width (mm):	420
Depth (mm):	670
Gross Weight (kg):	8

**Packaging Data**

Box Colour:	Brown Cardboard Box - Printed
Box Qty:	1
Label Size:	100 x 50
Label Colour:	White Label
Label Qty:	2

**Outer Box Dimensions (If Applicable)**

Height (mm):	
Width (mm):	
Depth (mm):	
Gross Weight (kg):	
Barcode:	5055275812426

**Product Details**

Country of Origin:	China
Fitting Instruction:	No
Certification: CE & UKCA:	N/A
WRAS:	N/A
WRAS No:	N/A
Product Material:	Polymarble
Fixing Supplied:	No

**Pans/Bidets:** Trap Style: Not Applicable Includes Seat: Not Applicable

**Seats:** Seat Type: Not Applicable Material: Not Applicable  
 Function: Not Applicable Hinge Type: Not Applicable  
 Hinge Material: Not Applicable

**Cisterns:** Operating Type: Not Applicable Fittings: Not Applicable  
 Lever Type: Not Applicable

**Basins:** Tap Hole: Not Applicable Chain Stay Hole: Not Applicable  
 Template: Not Applicable Waste Type Req: Not Applicable  
 Overflow Inc: Not Applicable Overflow Cover: Not Applicable  
 Inner Bowl Depth (mm): N/A