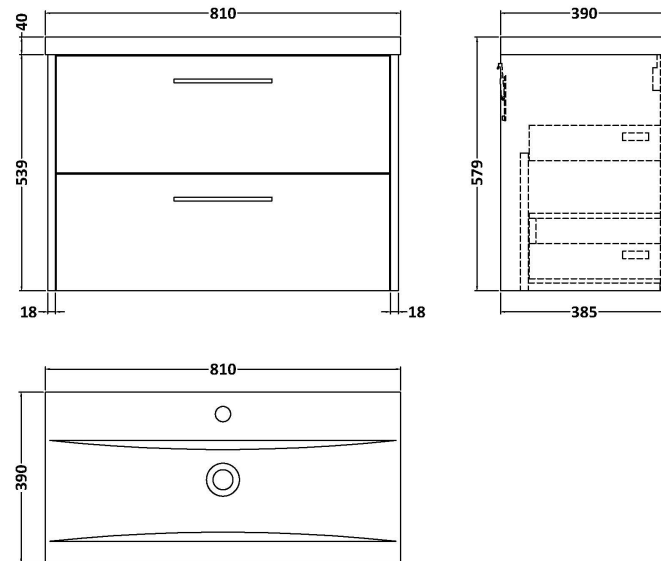


Sales Code: JNU1826A

Description: 800 Wh 2-Drawer Vanity & Basin 1

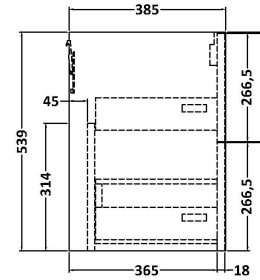
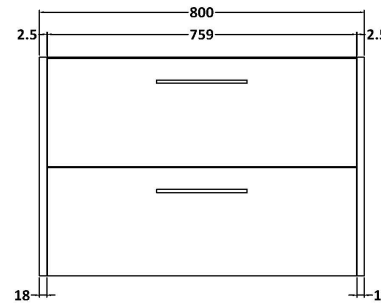


### Packaging Details

Barcode: 5056462673127

**Sales Code:** NPF1826

**Description:** 800 W/H 2-Drawer Unit (385 Deep)



### Product Dimensions

Height (mm):	539
Width (mm):	800
Depth (mm):	385
Nett Weight (kg):	24.5

### Packaging Dimensions

Height (mm):	560
Width (mm):	820
Depth (mm):	405
Gross Weight (kg):	25

### Packaging Data

Box Colour:	Brown Cardboard Box
Box Qty:	1
Label Size:	50 x 100
Label Colour:	White Label
Label Qty:	2

### Outer Box Dimensions (If Applicable)

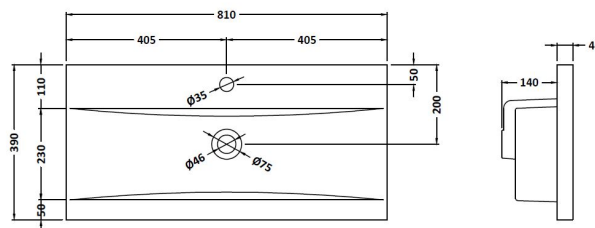
Height (mm):	
Width (mm):	
Depth (mm):	
Gross Weight (kg):	
Barcode:	5056462657325

### Product Details

Country of Origin:	United Kingdom
Fitting Instruction:	No
CE Certification:	
FSC Certified Materials:	Yes
Colour:	Halifax Oak
Construction Method:	Cam & Wood Dowel
Construction Type:	Rigid
Cabinet Finish:	MFC Textured Woodgrain
Fascia Finish:	MFC Textured Woodgrain
Cabinet Thickness (mm):	18
Fascia Thickness (mm):	18
Drawer Included:	Yes
Drawer Type:	80mm High Metal S/C Inc Galler
No of Shelves:	0
Hinge Type:	Not Applicable
Hinge Included:	No
Adjustable Legs:	No, Not Required
Fixings Included:	Yes
Handle Style:	Modern
Waste Shroud:	Yes
Handle Included:	Yes, Supplied
Handle Type:	D-Shape

Sales Code: NVM015

Description: 800 Mid Edged Basin 1 Th



### Product Dimensions

Height (mm):	180
Width (mm):	810
Depth (mm):	390
Nett Weight (kg):	15

### Packaging Dimensions

Height (mm):	210
Width (mm):	410
Depth (mm):	830
Gross Weight (kg):	15

### Packaging Data

Box Colour:	Brown Cardboard Box
Box Qty:	1
Label Size:	100 x 50
Label Colour:	White Label
Label Qty:	2

### Outer Box Dimensions (If Applicable)

Height (mm):	
Width (mm):	
Depth (mm):	
Gross Weight (kg):	
Barcode:	5055369043422

### Product Details

Country of Origin:	China
Fitting Instruction:	No
Certification:	CE: No WRAS: N/A WRAS No: N/A
Product Material:	Vitreous China
Fixing Supplied:	No

**Pans/Bidets:** Trap Style: Not Applicable Includes Seat: Not Applicable

**Seats:** Seat Type: Not Applicable Material: Not Applicable  
Function: Not Included Hinge Type: Not Relevant  
Hinge Material: Not Applicable

**Cisterns:** Operating Type: Not Applicable Fittings: None Included  
Lever Type: Not Applicable

**Basins:** Tap Hole: One Taphole Chain Stay Hole: No  
Template: Not Required Waste Type Req: Slotted  
Overflow Inc: Not Applicable Overflow Cover: Yes  
Inner Bowl Depth (mm): 125mm