

Ideal Standard i.life B Back to Wall WC Bowl

ILLUSTRATED

- E2608** Ideal Standard i.life B back to wall wc bowl with horizontal outlet and rims+ technology
- R0428** ProSys 150 depth WC cistern, mechanical, front or top actuation CL2, Furniture Height (820mm)
- T4683** i.life B toilet seat and cover, slow close
- R0121** Oleas M2 mechanical dual flushplate Ideal Standard - white

OPTIONS

- S3326** Conceala 3 dual flush 6/4 litre cistern, side inlet, pneumatic actuation, easy adjustable to low water volumes (4.5/3 or 4/2.6 litres), internal overflow, flushpipe included, no button/flushplate
- T4682** i.life B toilet seat and cover
- T5002** i.life B toilet seat and cover, slim
- T5003** Ideal Standard i.life B toilet seat and cover, slim, slow close
- T5556** i.life B toilet seat no cover
- S1082** Contemporary dual flushplate for Conceala cisterns
- S1084** Crescent finger push button, pneumatic dual flush
- S4300** Panekta outlet connector to convert horizontal outlet wcs to S or turned P trap
- S4305** Panekta outlet connector to convert horizontal outlet wcs to P trap

ILLUSTRATED PRODUCT DETAILS





Weights

- R0428** 2.96 KG
- R0121** 0.34 KG

Materials

- R0428** Mixed Material
- R0121** Mixed Material

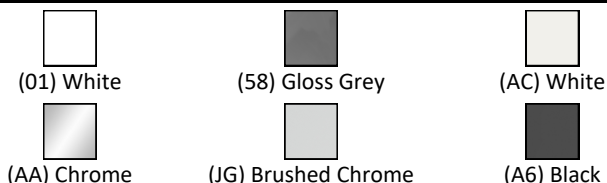
Finishes

- E2608**  White (01)
- R0428**  Neutral / No Finish (67)
- T4683**  White (01)
- R0121**  White (AC)

Designer

Palomba Serafini Associati

FINISH OPTIONS



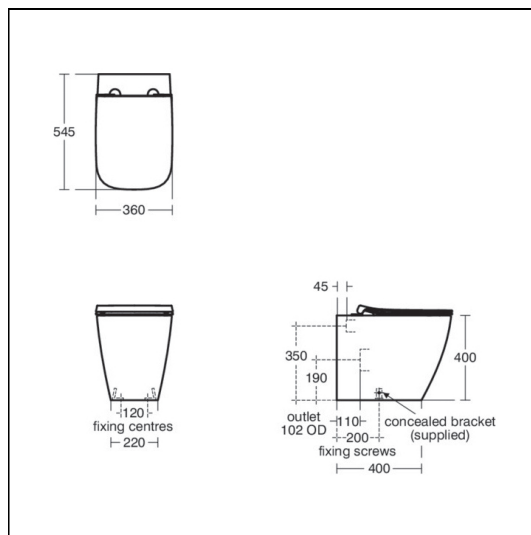
Standards

WC bowl to BS EN 997 & BS EN 33

Special Notes

E: info@idealspec.co.uk | T: 0870 122 8822 | F: 0870 122 8282 | www.idealspec.co.uk

Ideal Standard (UK) Ltd. makes every effort to ensure that the information provided on its website is accurate. However, we cannot guarantee this, and accept no liability for any information or advice given via its website.



ACCREDITATIONS

Ideal Standard i.life B Back to Wall WC Bowl

WC bowl screwed to floor using concealed brackets (supplied). Can be used with i.life furniture WC units. Oleas, Solea, Altes & Symfo are compatible with Prosys cisterns only. Please see flushplate section for full finish/colour options.