

ALBION 18/10 STAINLESS STEEL INSET SINK

AL500/



Size: 500 x 500 mm

The Albion single bowl inset sink features distinctive straight lines paired with a soft curved bowl.

- Compact size
- Polished finish
- Manufactured from 18/10 stainless steel
- 10 year warranty

Waste kit sold separately, please order WAST09/

Material	18/10 Stainless Steel
Material Gauge	0.6
Material Finish Bowl	Polished
Material Finish Drainer	-
Drainer Position	
Overall Length (mm)	500 500 430 380 205 - - - 1
Overall Width (mm)	x 35 1 x 90 Sold separately,
Main Bowl Length (mm)	please order
Main Bowl Width (mm)	WAST09/
Main Bowl Depth (mm)	500
Second Bowl Length (mm)	480
Second Bowl Width (mm)	480
Second Bowl Depth (mm)	10
Tap hole Size (mm)	AL500/
Waste Size (mm)	5015834051840
Waste Kit	
Min. Base Unit (mm)	
Cutout Size Length (mm)	
Cutout Size Width (mm)	
Warranty Sinks (years)	
Product Code	
Barcode	

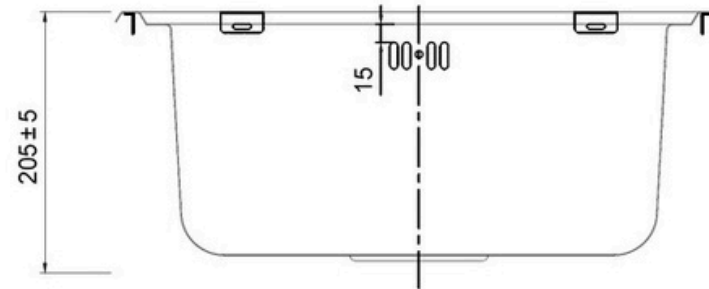
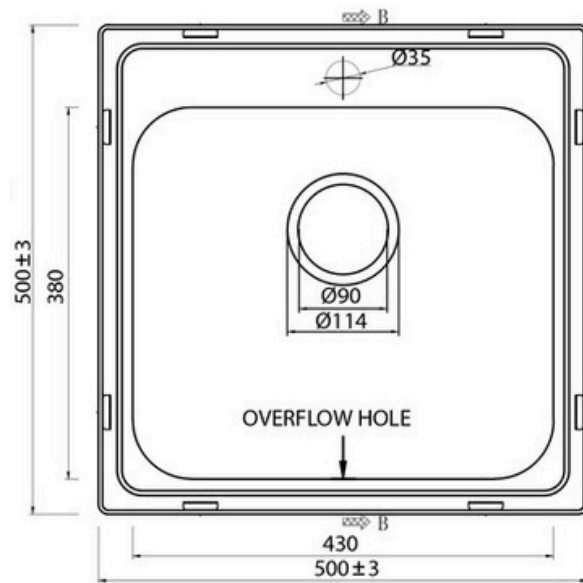
Date of download: July 22, 2023

AGA Rangemaster continuously seeks improvements in specification, design and production of products and thus, alterations take place periodically. Whilst every effort is made to produce up-to date resources, the information included here is intended as a guide. Always refer to the product's installation instructions when fitting, installation work should be completed a professional tradesman.

ALBION 18/10 STAINLESS STEEL INSET SINK

AL500/

Technical Drawing



Date of download: July 22, 2023

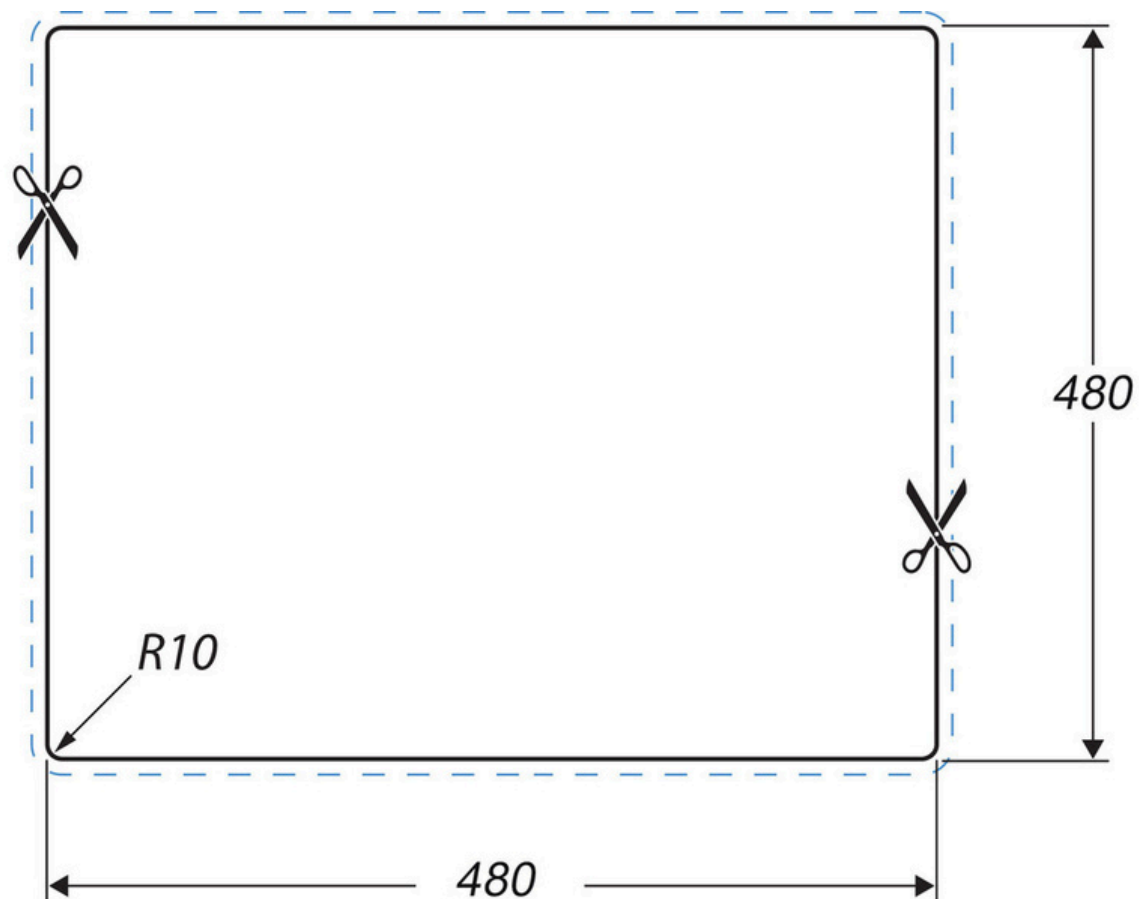
AGA Rangemaster continuously seeks improvements in specification, design and production of products and thus, alterations take place periodically. Whilst every effort is made to produce up-to date resources, the information included here is intended as a guide. Always refer to the product's installation instructions when fitting, installation work should be completed a professional tradesman.

ALBION 18/10 STAINLESS STEEL INSET SINK

AL500/

Cut Out Template

Dimensions in mm. Not to scale.



Date of download: July 22, 2023

AGA Rangemaster continuously seeks improvements in specification, design and production of products and thus, alterations take place periodically. Whilst every effort is made to produce up-to date resources, the information included here is intended as a guide. Always refer to the product's installation instructions when fitting, installation work should be completed a professional tradesman.