

# LINEAR 18/10 STAINLESS STEEL INSET SINK

LR11601TH/



## Size: 1160 x 508 mm

The Linear collection is a popular range thanks to its versatile styling, the design features classic lines paired with soft bowls. The Linear collection is available in an array of sizes, finishes and bowl configurations, offering a solution for every installation.

- Fits a 500mm cabinet
- Features a double drainer
- Polished
- Manufactured from 18/10 stainless steel
- 0.9 gauge steel
- 10 year warranty

Waste kit sold separately, please order WAST09/

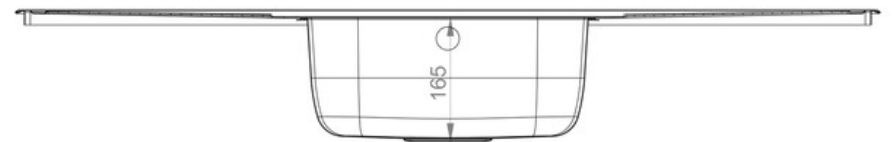
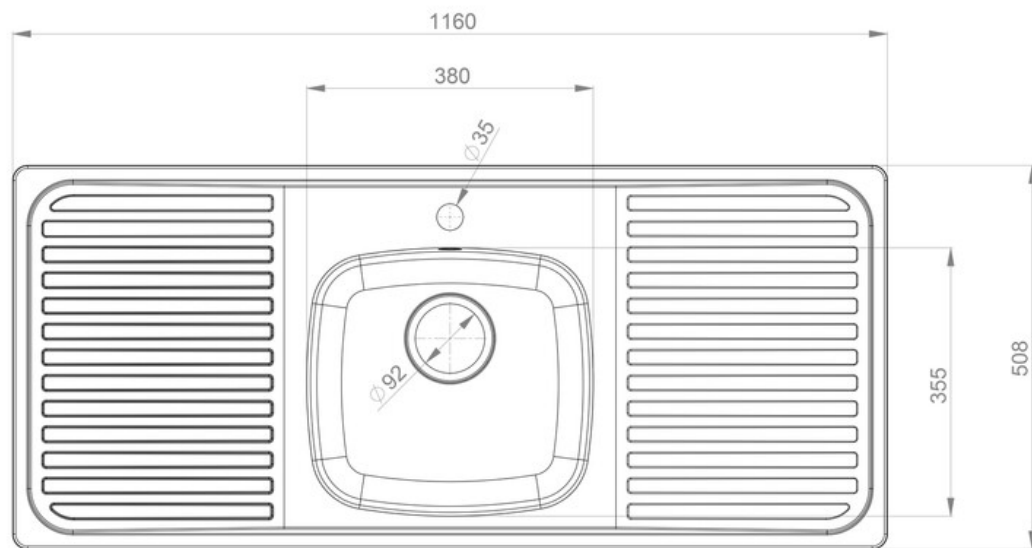
Material	18/10 Stainless Steel
Material Gauge	0.9
Material Finish Bowl	Polished
Material Finish Drainer	Polished
Drainer Position	
Overall Length (mm)	1160
Overall Width (mm)	508
Main Bowl Length (mm)	380
Main Bowl Width (mm)	355
Main Bowl Depth (mm)	165
Second Bowl Length (mm)	-
Second Bowl Width (mm)	-
Second Bowl Depth (mm)	-
Tap hole Size (mm)	1 x 35
Waste Size (mm)	1 x 92
Waste Kit	Sold separately, please order WAST09/
Min. Base Unit (mm)	500
Cutout Size Length (mm)	1140
Cutout Size Width (mm)	488
Warranty Sinks (years)	10
Product Code	LR11601TH/
Barcode	5015834026534

Date of download: July 24, 2023

# LINEAR 18/10 STAINLESS STEEL INSET SINK

LR11601TH/

## Technical Drawing



Date of download: July 24, 2023

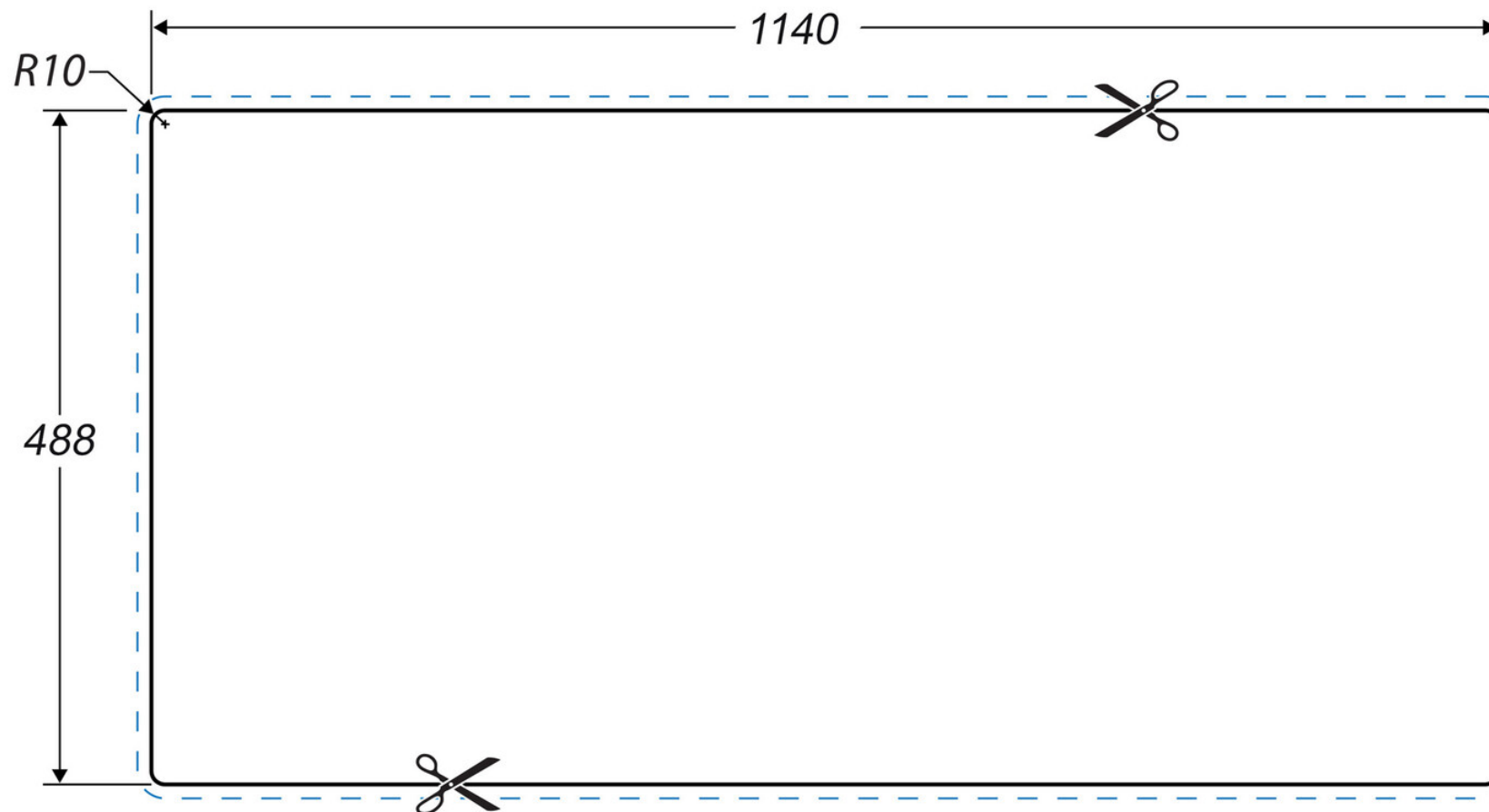
AGA Rangemaster continuously seeks improvements in specification, design and production of products and thus, alterations take place periodically. Whilst every effort is made to produce up-to date resources, the information included here is intended as a guide. Always refer to the product's installation instructions when fitting, installation work should be completed a professional tradesman.

# LINEAR 18/10 STAINLESS STEEL INSET SINK

LR11601TH/

## Cut Out Template

Dimensions in mm. Not to scale.



Date of download: July 24, 2023

AGA Rangemaster continuously seeks improvements in specification, design and production of products and thus, alterations take place periodically. Whilst every effort is made to produce up-to date resources, the information included here is intended as a guide. Always refer to the product's installation instructions when fitting, installation work should be completed a professional tradesman.