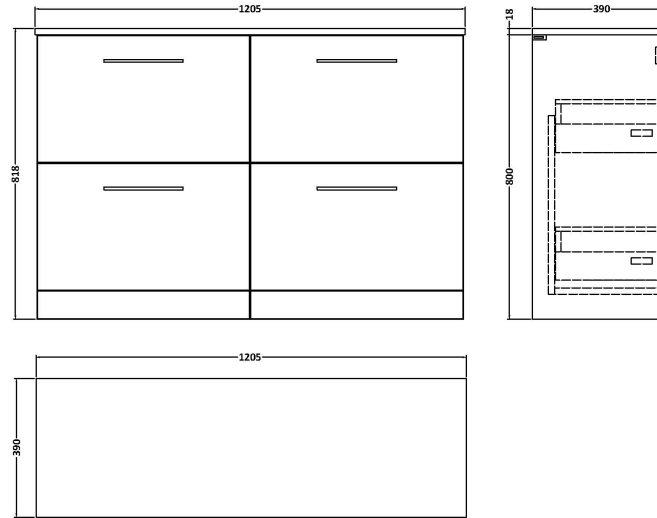


**Sales Code:** ARN2233W2

**Description:** 1200 Fs 4-Drawer Vanity & Worktop

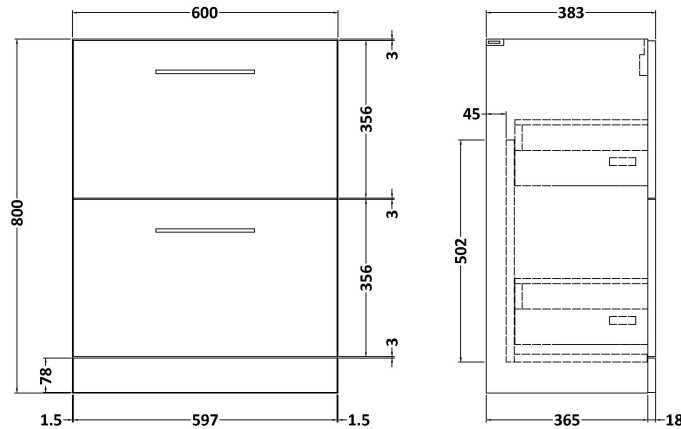
**Packaging Details**

Barcode: 5056678415061



**Sales Code:** NVF2233

**Description:** 600 Fs 2-Drawer Unit (365 Deep)



### Product Dimensions

|                   |     |
|-------------------|-----|
| Height (mm):      | 800 |
| Width (mm):       | 600 |
| Depth (mm):       | 383 |
| Nett Weight (kg): | 26  |

### Packaging Dimensions

|                    |      |
|--------------------|------|
| Height (mm):       | 835  |
| Width (mm):        | 632  |
| Depth (mm):        | 391  |
| Gross Weight (kg): | 26.5 |

### Packaging Data

|               |                               |
|---------------|-------------------------------|
| Box Colour:   | Brown Cardboard Box - Printed |
| Box Qty:      | 0                             |
| Label Size:   | 0 x 0                         |
| Label Colour: | White Label                   |
| Label Qty:    | 0                             |

### Outer Box Dimensions (If Applicable)


|                    |               |
|--------------------|---------------|
| Height (mm):       |               |
| Width (mm):        |               |
| Depth (mm):        |               |
| Gross Weight (kg): |               |
| Barcode:           | 5056678405970 |

### Product Details

|                          |                                |
|--------------------------|--------------------------------|
| Country of Origin:       | China                          |
| Fitting Instruction:     | Yes                            |
| CE & UKCA:               | N/A                            |
| FSC Certified Materials: | Yes                            |
| Colour:                  | Satin Grey                     |
| Construction Method:     | Cam & Wood Dowel               |
| Construction Type:       | Rigid                          |
| Cabinet Finish:          | MFC Painted Matt               |
| Fascia Finish:           | Mdf Painted Matt               |
| Cabinet Thickness (mm):  | 16                             |
| Fascia Thickness (mm):   | 18                             |
| Drawer Included:         | Yes                            |
| Drawer Type:             | 80mm High Metal S/C Inc Galler |
| No of Shelves:           | 0                              |
| Hinge Type:              | Not Applicable                 |
| Hinge Included:          | Not Applicable                 |
| Adjustable Legs:         | No, Not Required               |
| Fixings Included:        | Yes                            |
| Handle Style:            | Contemporary                   |
| Waste Shroud:            | Yes                            |
| Handle Included:         | Yes, Supplied                  |
| Handle Type:             | D-Shape                        |

**Sales Code:** MWT220

**Description:** 1200 Worktop (1205X390x18mm)



**Product Dimensions**

|                   |      |
|-------------------|------|
| Height (mm):      | 18   |
| Width (mm):       | 1205 |
| Depth (mm):       | 390  |
| Nett Weight (kg): | 5    |

**Packaging Dimensions**

|                    |      |
|--------------------|------|
| Height (mm):       | 25   |
| Width (mm):        | 1225 |
| Depth (mm):        | 410  |
| Gross Weight (kg): | 5    |

**Packaging Data**

|               |                               |
|---------------|-------------------------------|
| Box Colour:   | Brown Cardboard Box - Printed |
| Box Qty:      | 0                             |
| Label Size:   | 0 x 0                         |
| Label Colour: | Not Applicable                |
| Label Qty:    | 0                             |

**Outer Box Dimensions (If Applicable)**

|                    |               |
|--------------------|---------------|
| Height (mm):       |               |
| Width (mm):        |               |
| Depth (mm):        |               |
| Gross Weight (kg): |               |
| Barcode:           | 5056462654973 |

**Product Details**

|                          |                   |
|--------------------------|-------------------|
| Country of Origin:       | China             |
| Fitting Instruction:     | No                |
| CE & UKCA:               | N/A               |
| FSC Certified Materials: | Yes               |
| Colour:                  | Satin Grey        |
| Construction Method:     | Not Applicable    |
| Construction Type:       | Not Applicable    |
| Cabinet Finish:          | Not Applicable    |
| Fascia Finish:           | MFC Painted Gloss |
| Cabinet Thickness (mm):  |                   |
| Fascia Thickness (mm):   | 18                |
| Drawer Included:         | Not Applicable    |
| Drawer Type:             | Not Applicable    |
| No of Shelves:           | Not Applicable    |
| Hinge Type:              | Not Applicable    |
| Hinge Included:          | Not Applicable    |
| Adjustable Legs:         | Not Applicable    |
| Fixings Included:        | Yes               |
| Handle Style:            | Not Applicable    |
| Waste Shroud:            | Not Applicable    |
| Handle Included:         | Not Applicable    |
| Handle Type:             | Not Applicable    |