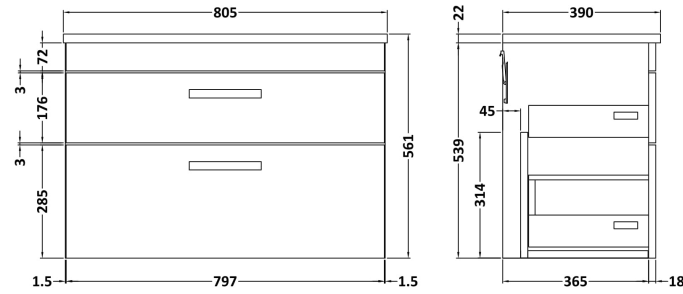


Sales Code: ATH068LSW

Description: 800 W/H 2-Drawer Unit & Lam Worktop

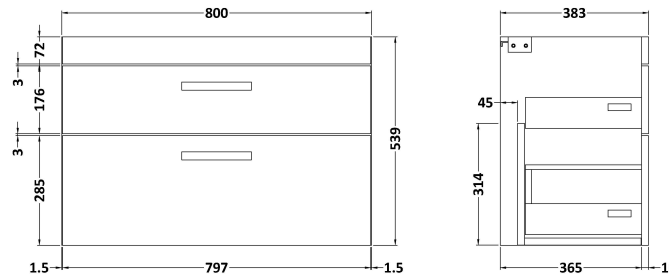


### Packaging Details

Barcode: 5056462612317

**Sales Code:** MOD675

**Description:** 800 Wall Hung 2-Drawer Basin Unit



**Product Dimensions**

Height (mm):	538
Width (mm):	800
Depth (mm):	383
Nett Weight (kg):	24

**Packaging Dimensions**

Height (mm):	560
Width (mm):	820
Depth (mm):	405
Gross Weight (kg):	24.5

**Packaging Data**

Box Colour:	Brown Cardboard Box
Box Qty:	1
Label Size:	100 x 50
Label Colour:	White Label
Label Qty:	2

**Outer Box Dimensions (If Applicable)**


Height (mm):	
Width (mm):	
Depth (mm):	
Gross Weight (kg):	
Barcode:	5055275825747

**Product Details**

Country of Origin:	United Kingdom
Fitting Instruction:	No
CE & UKCA:	N/A
FSC Certified Materials:	Yes
Colour:	Black Woodgrain
Construction Method:	Cam & Wood Dowel
Construction Type:	Rigid
Cabinet Finish:	MFC Textured Woodgrain
Fascia Finish:	MFC Textured Woodgrain
Cabinet Thickness (mm):	18
Fascia Thickness (mm):	18
Drawer Included:	Yes
Drawer Type:	80mm High Metal Softclose
No of Shelves:	0
Hinge Type:	Not Applicable
Hinge Included:	Not Applicable
Adjustable Legs:	No, Not Required
Fixings Included:	Yes
Handle Style:	Contemporary
Waste Shroud:	Yes
Handle Included:	Yes, Supplied
Handle Type:	D-Shape

**Sales Code:** LSW800

**Description:** Laminate Worktop 805X390x22mm



**Product Dimensions**

Height (mm):	22
Width (mm):	805
Depth (mm):	390
Nett Weight (kg):	2.75

**Packaging Dimensions**

Height (mm):	25
Width (mm):	810
Depth (mm):	455
Gross Weight (kg):	2.75

**Packaging Data**

Box Colour:	Brown Cardboard Box
Box Qty:	1
Label Size:	100 x 50
Label Colour:	White Label
Label Qty:	1

**Outer Box Dimensions (If Applicable)**

Height (mm):	
Width (mm):	
Depth (mm):	
Gross Weight (kg):	
Barcode:	5056211874157

**Product Details**

Country of Origin:	United Kingdom
Fitting Instruction:	No
CE & UKCA:	N/A
FSC Certified Materials:	Yes
Colour:	Sparkling White
Construction Method:	Not Applicable
Construction Type:	Not Applicable
Cabinet Finish:	Not Applicable
Fascia Finish:	MFC Laminated
Cabinet Thickness (mm):	
Fascia Thickness (mm):	22
Drawer Included:	No
Drawer Type:	Not Applicable
No of Shelves:	0
Hinge Type:	Not Applicable
Hinge Included:	No
Adjustable Legs:	No, Not Required
Fixings Included:	No
Handle Style:	Not Applicable
Waste Shroud:	Not Applicable
Handle Included:	No
Handle Type:	Not Applicable