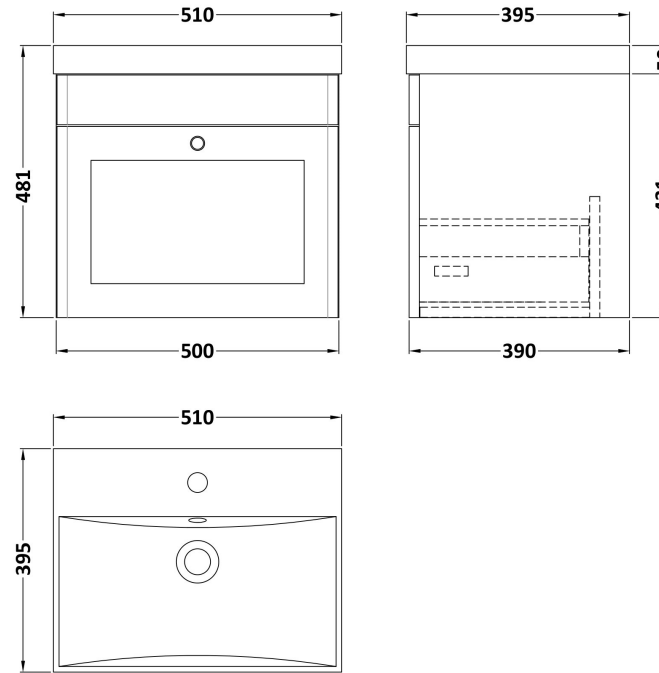


Sales Code: CLC891E

Description: 500 W/H 1-Drawer Unit & Mid-Edged Basin

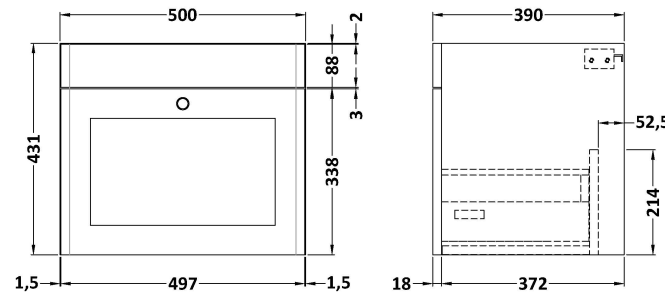


### Packaging Details

Barcode: 5056678416334

Sales Code: CLA891

Description: 500 W/H 1-Drawer Unit (431X500x390)



### Product Dimensions

|                   |      |
|-------------------|------|
| Height (mm):      | 431  |
| Width (mm):       | 500  |
| Depth (mm):       | 390  |
| Nett Weight (kg): | 15.2 |

### Packaging Dimensions

|                    |      |
|--------------------|------|
| Height (mm):       | 465  |
| Width (mm):        | 525  |
| Depth (mm):        | 415  |
| Gross Weight (kg): | 15.7 |

### Packaging Data

|               |                     |
|---------------|---------------------|
| Box Colour:   | Brown Cardboard Box |
| Box Qty:      | 1                   |
| Label Size:   | 100 x 50            |
| Label Colour: | White Label         |
| Label Qty:    | 2                   |

### Outer Box Dimensions (If Applicable)

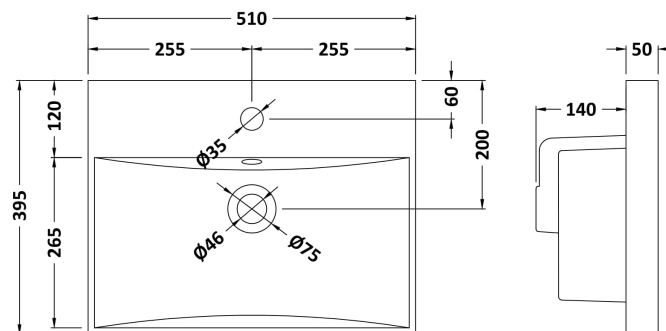
|                    |               |
|--------------------|---------------|
| Height (mm):       |               |
| Width (mm):        |               |
| Depth (mm):        |               |
| Gross Weight (kg): |               |
| Barcode:           | 5056462643243 |

### Product Details

|                          |                                |
|--------------------------|--------------------------------|
| Country of Origin:       | China                          |
| Fitting Instruction:     | No                             |
| CE & UKCA:               | N/A                            |
| FSC Certified Materials: | Yes                            |
| Colour:                  | Satin Green                    |
| Construction Method:     | Cam & Wood Dowel               |
| Construction Type:       | Rigid                          |
| Cabinet Finish:          | MFC Painted Matt               |
| Fascia Finish:           | Mdf Painted Matt               |
| Cabinet Thickness (mm):  | 18                             |
| Fascia Thickness (mm):   | 18                             |
| Drawer Included:         | Yes                            |
| Drawer Type:             | 80mm High Metal S/C Inc Galler |
| No of Shelves:           | Not Applicable                 |
| Hinge Type:              | Not Applicable                 |
| Hinge Included:          | Not Applicable                 |
| Adjustable Legs:         | No, Not Required               |
| Fixings Included:        | Yes                            |
| Handle Style:            | Traditional                    |
| Waste Shroud:            | Yes                            |
| Handle Included:         | Yes, Supplied                  |
| Handle Type:             | Knob                           |

Sales Code: NVM032

Description: 500 Thin Edged Basin 1Th



### Product Dimensions

|                   |     |
|-------------------|-----|
| Height (mm):      | 170 |
| Width (mm):       | 510 |
| Depth (mm):       | 395 |
| Nett Weight (kg): | 9.5 |

### Packaging Dimensions

|                    |     |
|--------------------|-----|
| Height (mm):       | 190 |
| Width (mm):        | 530 |
| Depth (mm):        | 415 |
| Gross Weight (kg): | 10  |

### Packaging Data

|               |                               |
|---------------|-------------------------------|
| Box Colour:   | Brown Cardboard Box - Printed |
| Box Qty:      | 1                             |
| Label Size:   | 100 x 50                      |
| Label Colour: | White Label                   |
| Label Qty:    | 2                             |

### Outer Box Dimensions (If Applicable)

|                    |               |
|--------------------|---------------|
| Height (mm):       |               |
| Width (mm):        |               |
| Depth (mm):        |               |
| Gross Weight (kg): |               |
| Barcode:           | 5056211853411 |

### Product Details

|                              |                        |
|------------------------------|------------------------|
| Country of Origin:           | China                  |
| Fitting Instruction:         | No                     |
| Certification: CE & UKCA: No | WRAS: N/A WRAS No: N/A |
| Product Material:            | Vitreous China         |
| Fixing Supplied:             | No                     |

**Pans/Bidets:** Trap Style: Not Applicable Includes Seat: Not Applicable

**Seats:** Seat Type: Not Applicable Material: Not Applicable  
Function: Not Applicable Hinge Type: Not Applicable  
Hinge Material: Not Applicable

**Cisterns:** Operating Type: Not Applicable Fittings: Not Applicable  
Lever Type: Not Applicable

**Basins:** Tap Hole: One Taphole Chain Stay Hole: No  
Template: Not Required Waste Type Req: Slotted  
Overflow Inc: Yes Overflow Cover: Yes  
Inner Bowl Depth (mm): 125mm