

REFLECTIONS BY



# **USER MANUAL**

# **K-VIT MIRRORS**

**HARDWIRED CONFIGURATION**

[WWW.KARTELLUK.COM](http://WWW.KARTELLUK.COM)

**FINALLY YOU WILL GET THE MOST OUT OF YOUR  
MIRROR!**

Thank you for making Reflections by K-VIT your everyday partner

We know how special you are, so this product has been carefully crafted, meticulously inspected and packaged before shipment just for you.

Before you start enjoying an amazing new experience on your room please read this guide and follow the instructions for a safe use.

## Lights on!

Use the touch switch in your mirror to light your room and get ready for makeup.



## Forget about foggy mirrors!

Once the mirror is light up, the Demister will automatically prepare to warm up the surface of your mirror clearing up the fog before you take shower.



## Clear reflection and rust proof!

This wonderful mirror is made with Copper-free coating, giving you more vibrant reflection and colors when used together with lighting.

Plus its coated technology keeps it safe from rust for longer time than usual mirrors.

## IMPORTANT PRECAUTIONS

DO NOT lay the mirror on tiled or concrete surface prior to installation. Preferable unpack the mirror at the moment of installation.

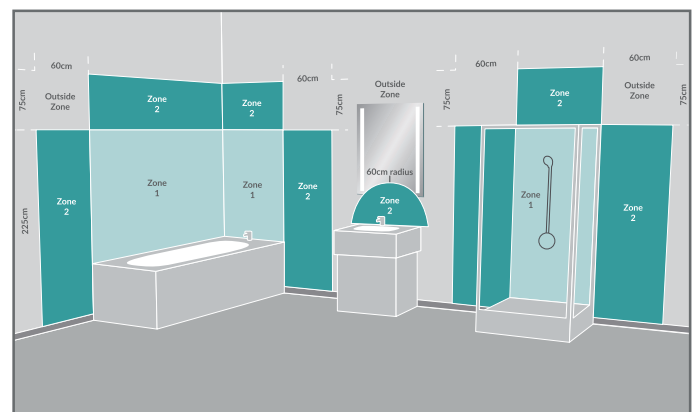
Do not take out the protective plastic until finished installation to prevent chipping of the corners.

Care must be taken before drilling pilot holes to avoid any existing wiring or pipe work that may be concealed.

Confirm that the wall can support the weight of the mirror.

A certified electrician must perform all work.

This product shall be installed only in the zone 2 of your bathroom according to regulations. this mirror is suitable for all other rooms use.



SPLASHPROOF



LEAD FREE MIRROR

## MIR011 Technical Data

|                      |                     |
|----------------------|---------------------|
| Life Span:           | 50,000 hours        |
| Certifications:      | CE & RoHS           |
| Size:                | 600x600x40mm        |
| IP protection:       | IP44                |
| Light Source:        | SMD 2835            |
| Use:                 | Indoor              |
| Colour Temp:         | Cool White 6000K    |
| Material:            | Aluminium / Crystal |
| Total Power:         | 23 Watts            |
| Lighting Power:      | 11 Watts            |
| Frequency:           | 50/60 Hz            |
| Voltage:             | AC 220-240V         |
| Lumens:              | 1150 Lumens         |
| Led Performance      | 88.45 Lm/Watts      |
| Warranty             | 3 Years             |
| Total Weight:        | 5.20 Kg             |
| Installation:        | Horizontal          |
| Lighting:            | Frontal             |
| Additional Functions | Demister Pad        |
|                      | Touch Switch        |
|                      |                     |
|                      |                     |
|                      |                     |

## LONG-LASTING BRIGHTNESS

Your new Mirror uses 50,000 hours effective lifespan led chips, which means lumens won't decay or get yellowish over time.

Effective usage of Led Chips goes up to 27 years!

But not just that, our mirror are also IP44 certified and ready for use in Bathroom Zone 2!



## PRECAUTIONS WHEN CLEANING



When cleaning your Smart Mirror use non-abrasive cleaner with neutral PH or recommended products for Glass cleaning, using a soft piece of cloth and drying it well.

First remove all dust with the soft piece of cloth cleaning all the surface of the mirror.



Spray a little of non-abrasive cleaner or Alcohol on the surface of mirror and clean it with another soft piece of cloth, before the alcohol vaporizes.

Note: try not to use non-cleaning mirror chemicals and excess of soap or alcohol, hence the chemicals in excess can accelerate the corrosion of the back cover.



CLEAN IT LIKE A PRO

**GLASS AND MIRROR**

## WARRANTY

Once received carefully inspect your mirror and packaging.

Mirage Mirrors come with a 3 year warranty subject to company policy.

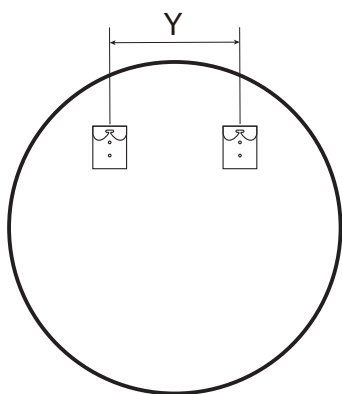
Contact your nearest distributor in case of any issue.

## Technical Support

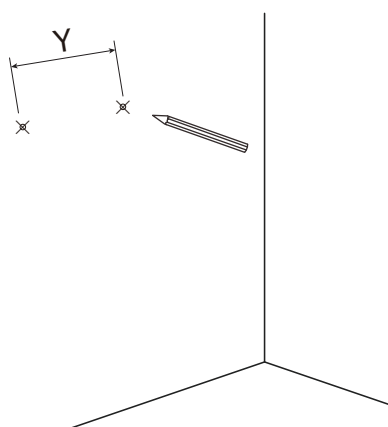
For technical support with any of our products, email [technical@kartelluk.com](mailto:technical@kartelluk.com) or call 0330 808 5049

## Installation Steps

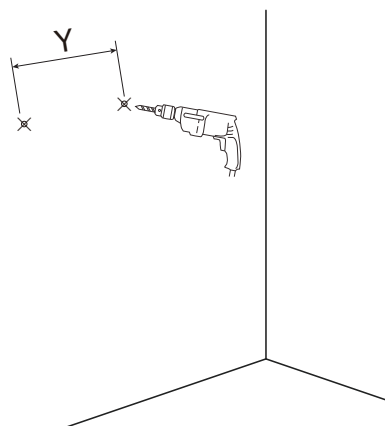
**1**



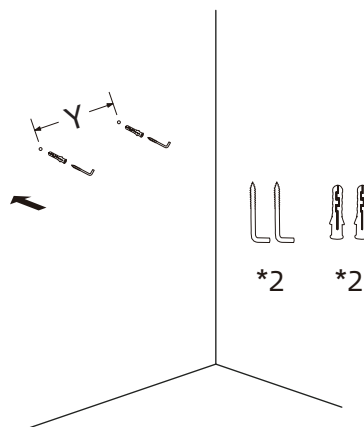
**2**




**3**



**4**



**5**



**6**



## FOR YOUR SAFETY:

- During Operation, never put hard and sharp materials directly against the mirror surface, or otherwise, it may result in current leakage and even personal injury.
- Never forget to turn off the power switch in stormy days, or otherwise, lightning may damage electric elements of the product.
- During normal operation, never forcibly pull out the power plug to stop the product, or otherwise, electric elements of the product may be damaged.
- Please pull out the power plug if the product is not used for a long time.

