

CUMBRIA
CUMBRIA GROOVE ASH DECOR

RAK
CERAMICS

















Product code:	R3668
Size:	30x60cm
Series:	CUMBRIA
Color:	ASH (GREY)
Typology:	CERAMIC WHITE BODY
Structure:	HEAVY STRUCTURE
Surface look:	MATT
Edge:	RECTIFIED
Thickness:	8.5 mm
Unity measure:	M ²

Dimensions: All dimensions in mm tolerance +5% for below 200mm and +3% for above 200mm.

Thickness tolerance of $\pm 5\%$ whichever is less.

Note: Due to a continuing development programme to improve design and performance, the manufacturer reserves all rights to vary specifications without prior information.

TECHNICAL CHARACTERISTICS - RED BODY AND WHITE BODY CERAMIC TILES (BIII)

	Test Description	Standard Test Method	International Standard ISO 13006	RAK Ceramics Specifications
	Length & Width	BS EN ISO 10545-2	+/- 0.5%	+/- 0.3%
	Thickness	BS EN ISO 10545-2	+/-10%	+/- 5.0%
	Rectangle Squareness	BS EN ISO 10545-2	+/- 0.5%	+/- 0.4%
	Straightness of sides	BS EN ISO 10545-2	+/- 0.5%	+/- 0.3%
	Surface Flatness	BS EN ISO 10545-2	+/- 0.5%	+/- 0.3%
	Water Absorption	BS EN ISO 10545-3	10% < E <= 20%	10% <E <= 18%
	Modulus of Rupture	BS EN ISO 10545-4		
	Thickness > = 7.5mm		>=12 N/mm ²	>=16 N/mm ²
	Thickness < = 7.5mm		>=15 N/mm ²	>=16 N/mm ²
	Breaking Strength	BS EN ISO 10545-4		
	Thickness > = 7.5mm		>=600N	>=650N
	Thickness < = 7.5mm		>=200N	>=400N
	Resistance to surface abrasion	BS EN ISO 10545-7	Manufacturer to state Abrasion Class	Class 2 - 4
	Resistance to Thermal Shock	BS EN ISO 10545-9	No visible defect	No visible defect
	Crazing Resistance	BS EN ISO 10545-11	No crazing	No crazing
	Resistance to chemicals	BS EN ISO 10545-13	No visible effect	No visible effect
	Resistance to stains	BS EN ISO 10545-14	Manufacturer to state class	Stain removed Min. class 4
	Scratch Hardness : (Moh's)	EN 101	-	4 - 6

Note : Shade variation across the batches is inherent to the manufacturing process and the pre-laying colour comparison is recommended