

TOPAZ IGNEOUS GRANITE SINK

TOP860CH/



Size: 860 x 510 mm

Featuring sharp geometric bowls and a classic lined drainer design, the Topaz range will look equally at home in a contemporary or traditional kitchen.

- Igneous granite material, 80% quartz & 20% acrylic
- Modern drainer design
- Reversible design
- Waste kit included

RANGEMASTER

SINKS & TAPS

Material	Igneous Granite
Material Gauge	-
Material Finish Bowl	-
Material Finish Drainer	-
Drainer Position	Reversible
Overall Length (mm)	860
Overall Width (mm)	510
Main Bowl Length (mm)	330
Main Bowl Width (mm)	421
Main Bowl Depth (mm)	200
Second Bowl Length (mm)	-
Second Bowl Width (mm)	-
Second Bowl Depth (mm)	-
Tap hole Size (mm)	1x 35
Waste Size (mm)	1 x 90
Waste Kit	Included with sink (1 x 90mm BSW & overflow kit)
Min. Base Unit (mm)	450
Cutout Size Length (mm)	840
Cutout Size Width (mm)	480
Warranty Sinks (years)	10
Product Code	TOP860CH/
Barcode	5015834056388

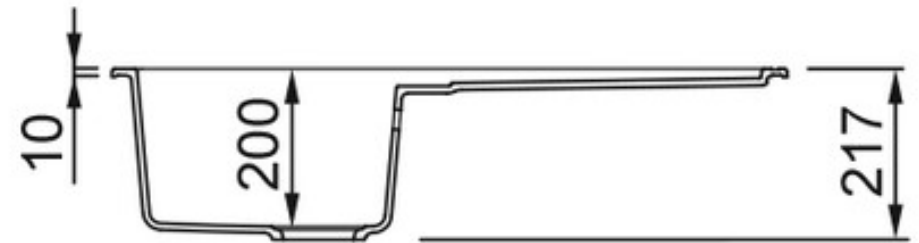
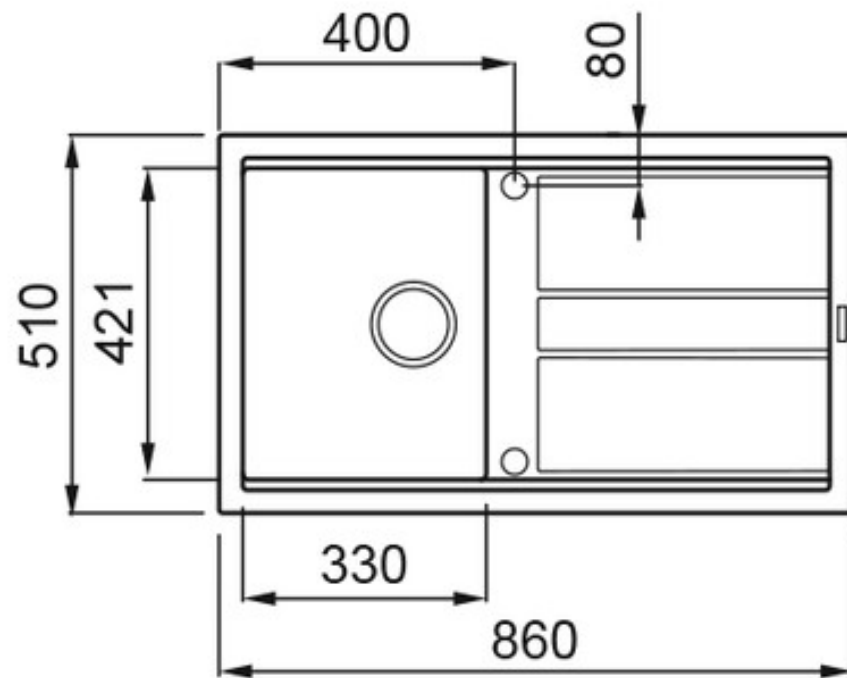
Date of download: July 02, 2024

AGA Rangemaster continuously seeks improvements in specification, design and production of products and thus, alterations take place periodically. Whilst every effort is made to produce up-to date resources, the information included here is intended as a guide. Always refer to the product's installation instructions when fitting, installation work should be completed a professional tradesman.

TOPAZ IGNEOUS GRANITE SINK

TOP860CH/

Technical Drawing



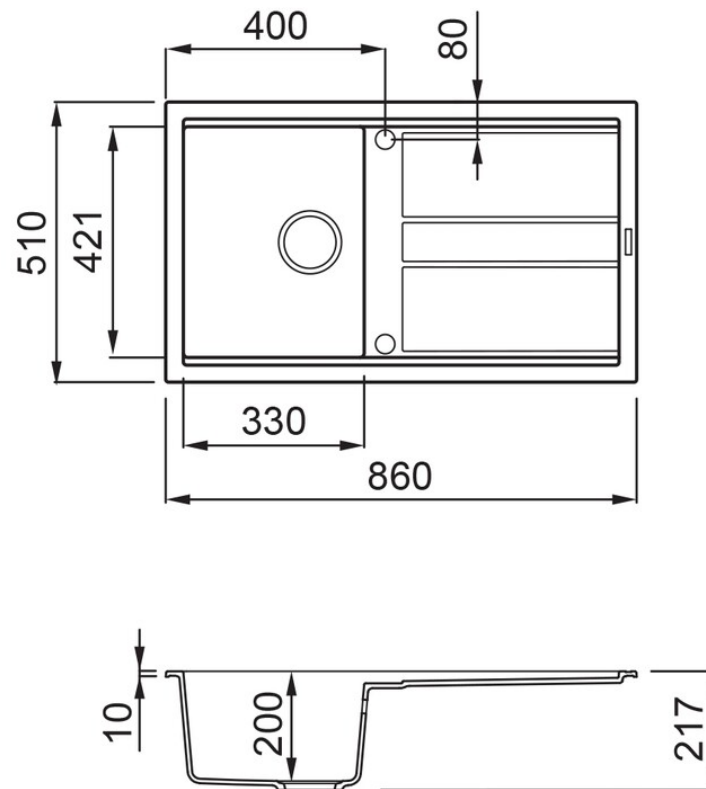
AGA Rangemaster continuously seeks improvements in specification, design and production of products and thus, alterations take place periodically. Whilst every effort is made to produce up-to date resources, the information included here is intended as a guide. Always refer to the product's installation instructions when fitting, installation work should be completed a professional tradesman.

TOPAZ IGNEOUS GRANITE SINK

TOP860CH/

Cut Out Template

Dimensions in mm. Not to scale.



Date of download: July 02, 2024

AGA Rangemaster continuously seeks improvements in specification, design and production of products and thus, alterations take place periodically. Whilst every effort is made to produce up-to date resources, the information included here is intended as a guide. Always refer to the product's installation instructions when fitting, installation work should be completed a professional tradesman.